

Survey - Park Loop Road/Iroquois Park

Tuesday, March 23, 2021

2994

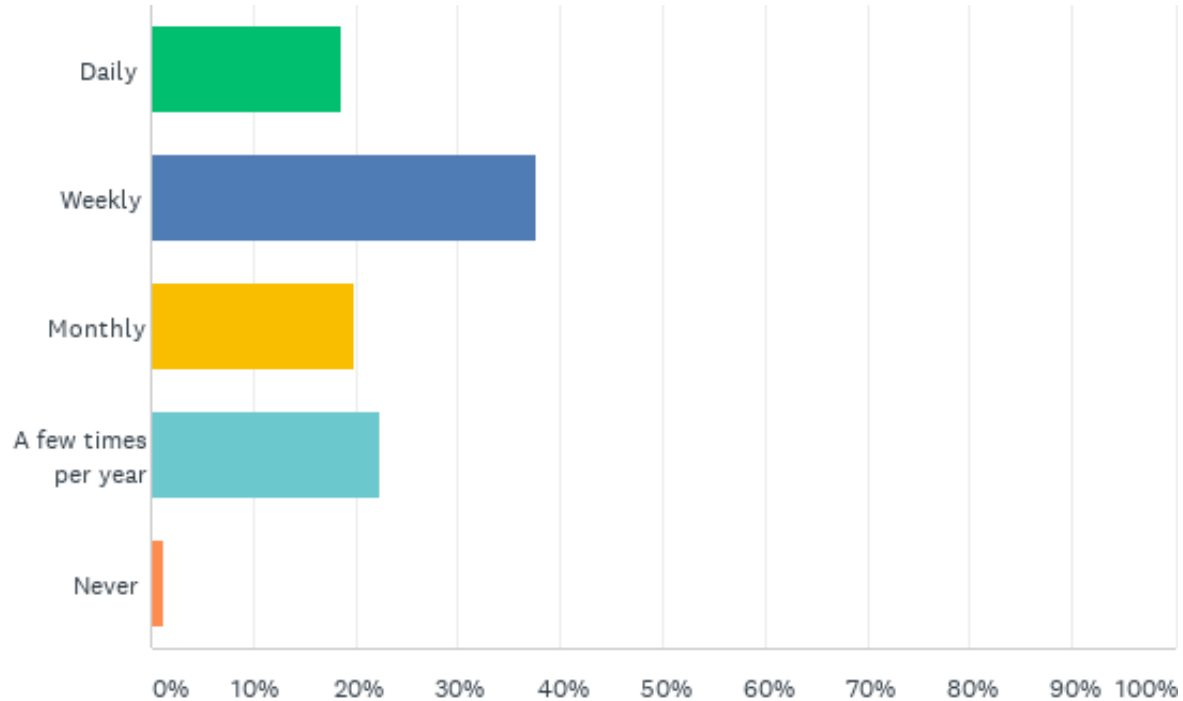
Total Responses

Date Created: Monday, March 01, 2021

Complete Responses: 2993

Q1: How often do you use the loop in Iroquois Park?

Answered: 2,982 Skipped: 12



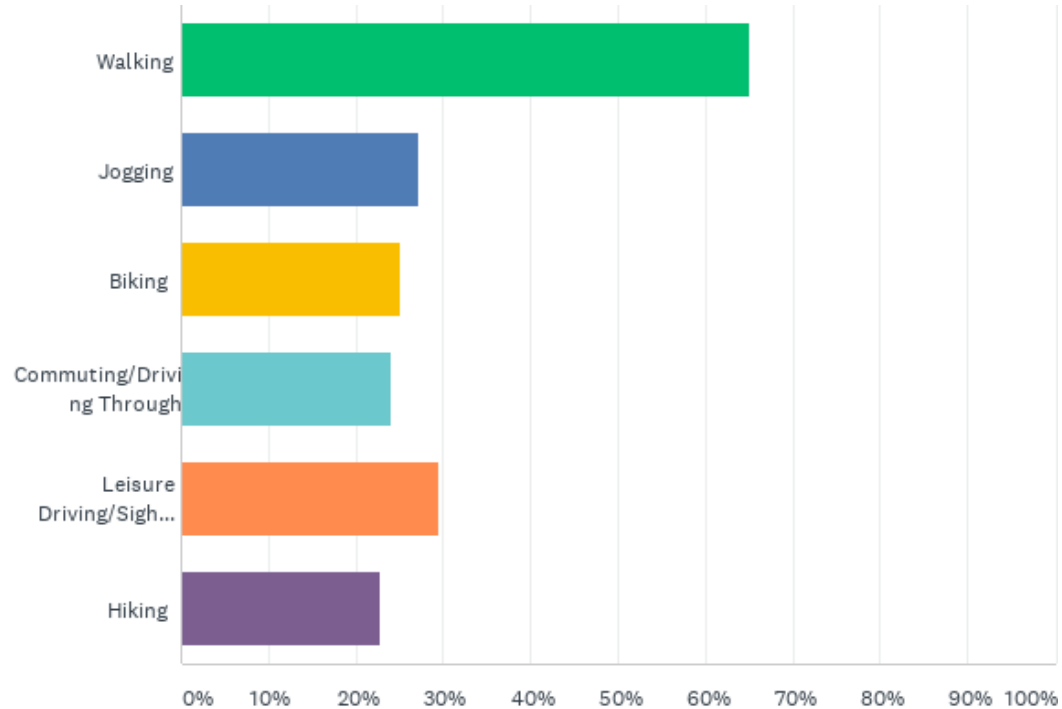
Q1: How often do you use the loop in Iroquois Park?

Answered: 2,982 Skipped: 12

ANSWER CHOICES	RESPONSES	
Daily	18.71%	558
Weekly	37.76%	1,126
Monthly	19.89%	593
A few times per year	22.40%	668
Never	1.24%	37
TOTAL		2,982

Q2: How do you use the loop in Iroquois?

Answered: 2,971 Skipped: 23



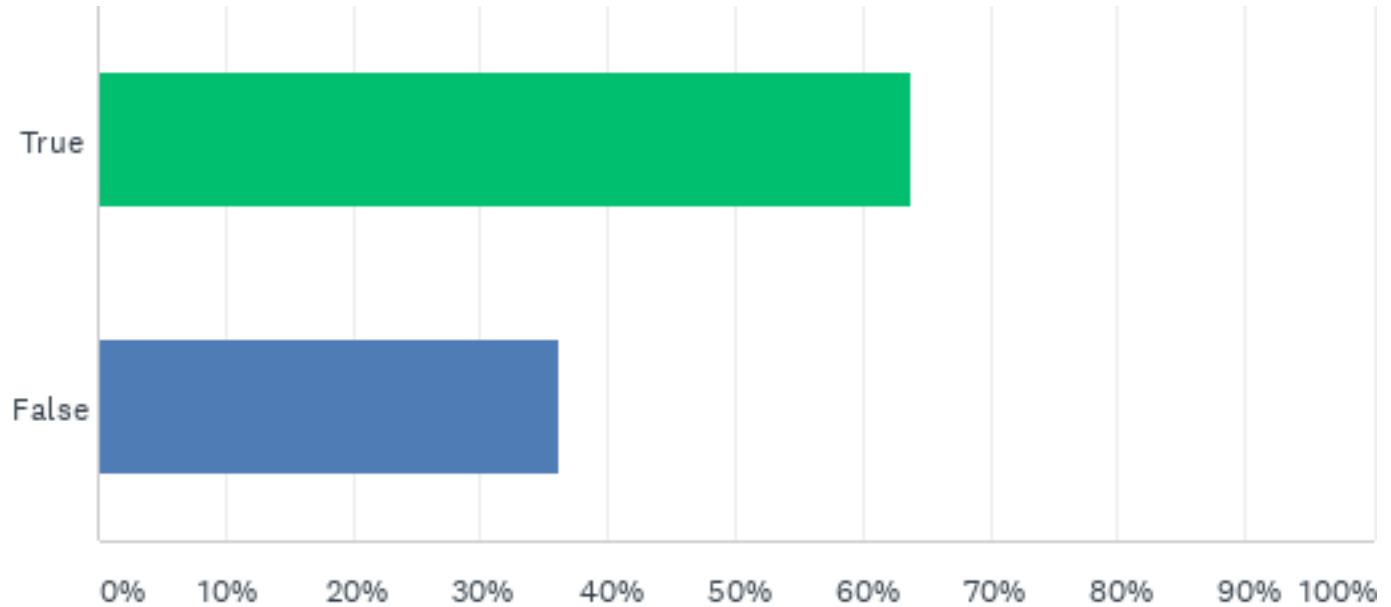
Q2: How do you use the loop in Iroquois?

Answered: 2,971 Skipped: 23

ANSWER CHOICES	RESPONSES	
Walking	65.03%	1,932
Jogging	27.26%	810
Biking	25.18%	748
Commuting/Driving Through	24.03%	714
Leisure Driving/Sightseeing	29.45%	875
Hiking	22.82%	678
Total Respondents: 2,971		

When motorist and pedestrian interests were in conflict (example: too much space for vehicles versus pedestrian area, speeding, etc.)

Answered: 2,934 Skipped: 60



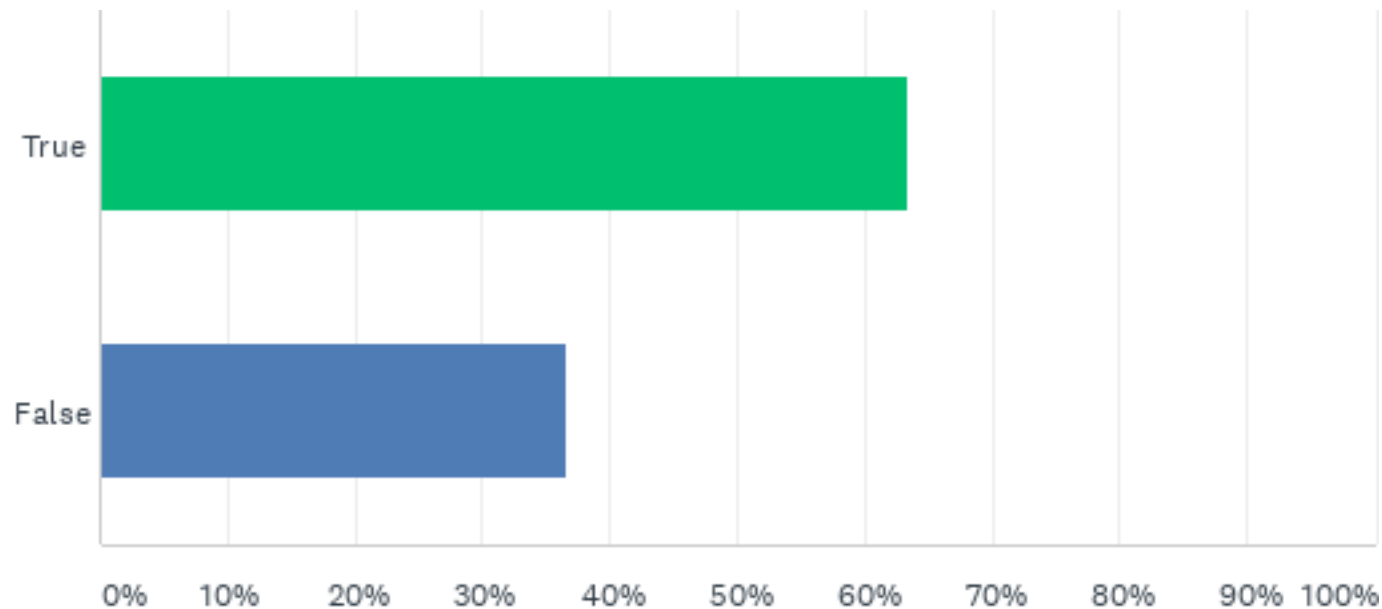
too much space for vehicles versus pedestrian area, speeding, etc.)

Answered: 2,934 Skipped: 60

ANSWER CHOICES	RESPONSES	
True	63.80%	1,872
False	36.20%	1,062
TOTAL		2,934

Q4: Since the loop (Rundill Road) has closed I feel safer utilizing it.

Answered: 2,921 Skipped: 73



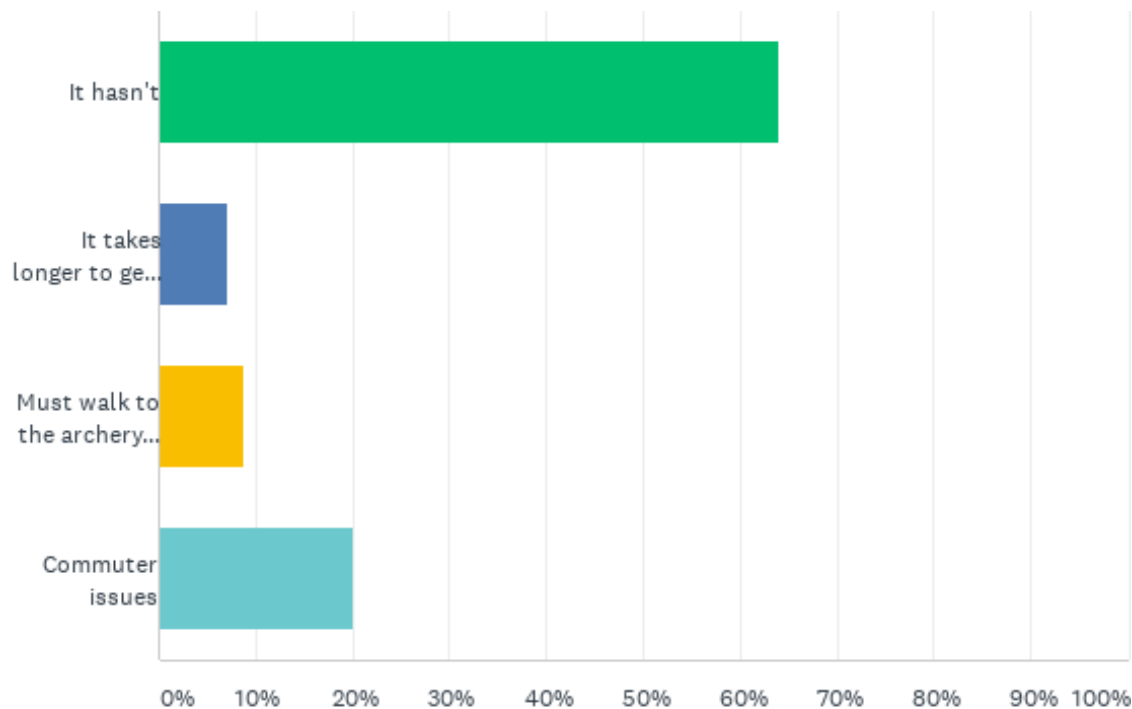
Q4: Since the loop (Rundill Road) has closed I feel safer utilizing it.

Answered: 2,921 Skipped: 73

ANSWER CHOICES	RESPONSES	
True	63.47%	1,854
False	36.53%	1,067
TOTAL		2,921

Q5: In what way, if any, has your park accessibility been restricted during the loop (Rundill Road) closure?

Answered: 2,744 Skipped: 250



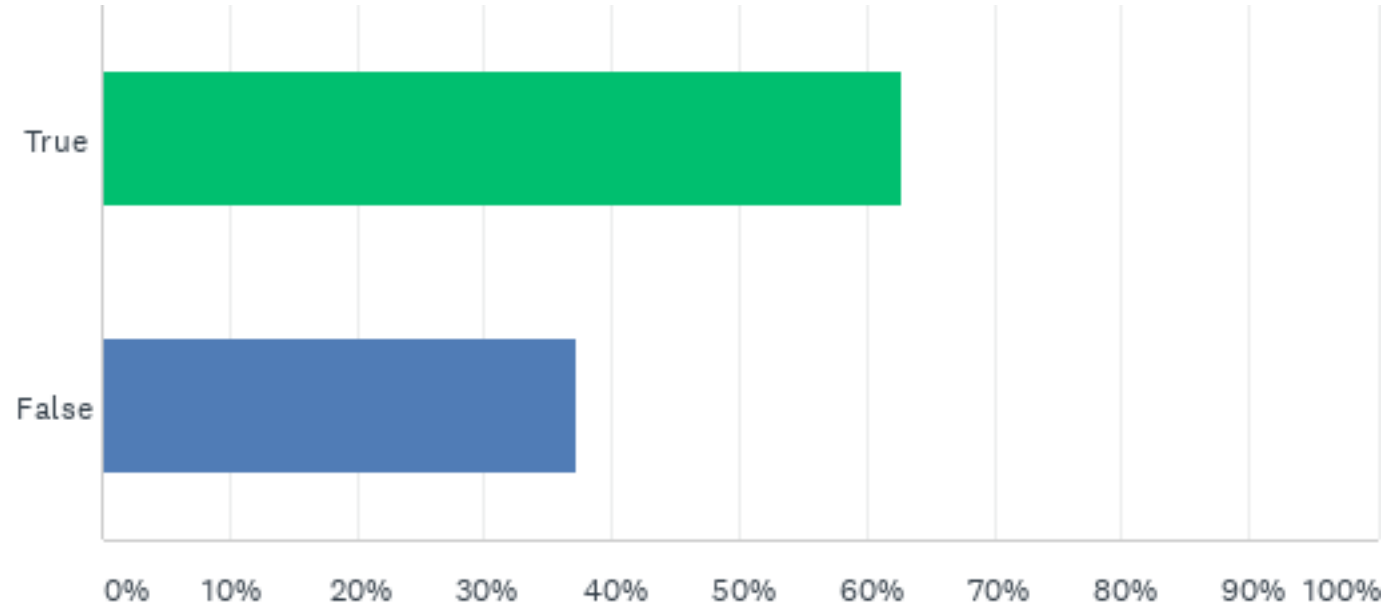
Q5: In what way, if any, has your park accessibility been restricted during the loop (Rundill Road) closure?

Answered: 2,744 Skipped: 250

ANSWER CHOICES	RESPONSES	
It hasn't	63.96%	1,755
It takes longer to get to the golf course	7.18%	197
Must walk to the archery site or other amenities	8.78%	241
Commuter issues	20.08%	551
TOTAL		2,744

get since the loop (Hamm Road) has been closed, I find park conditions have improved (example less litter and vandalism, more nature opportunities, etc.)

Answered: 2,832 Skipped: 162



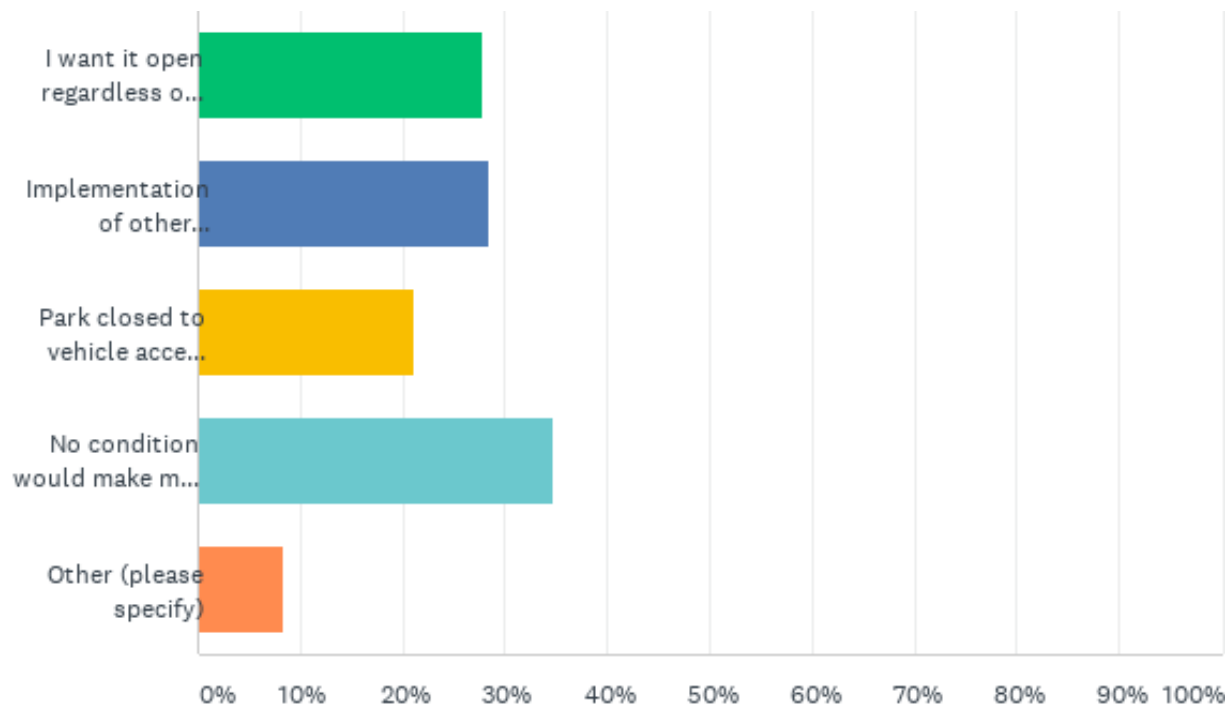
conditions have improved (example less litter and vandalism, more nature opportunities, etc.)

Answered: 2,832 Skipped: 162

ANSWER CHOICES	RESPONSES	
True	62.75%	1,777
False	37.25%	1,055
TOTAL		2,832

Q7: Under what conditions would you support reopening the loop (Rundill Road)?

Answered: 2,959 Skipped: 35



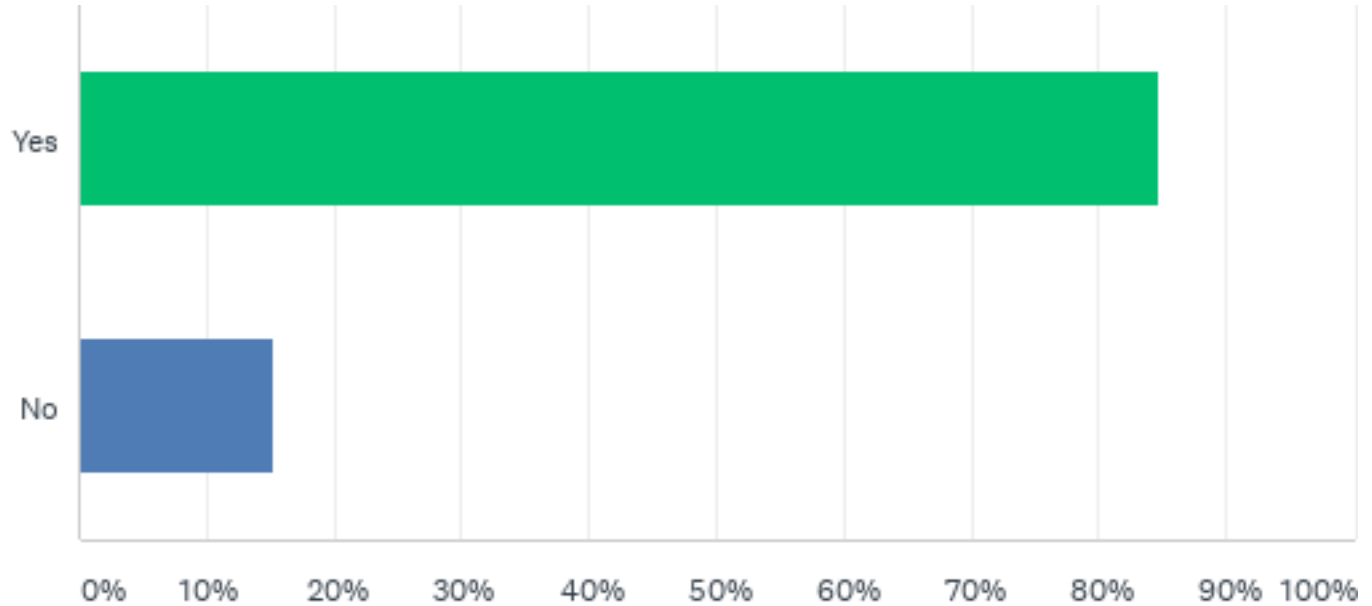
Q7: Under what conditions would you support reopening the loop (Rundill Road)?

Answered: 2,959 Skipped: 35

ANSWER CHOICES	RESPONSES	
I want it open regardless of the conditions	27.91%	826
Implementation of other traffic calming measures (speed bumps, creation of one-way pattern, etc.)	28.46%	842
Park closed to vehicle access on certain days	21.05%	623
No condition would make me support reopening it	34.67%	1,026
Other (please specify)	8.42%	249
Total Respondents: 2,959		

Get in the loop (at least!) about how you respond to vehicle damage in traffic, would you be in favor of occasional temporary road closures for recreation purposes?

Answered: 2,951 Skipped: 43



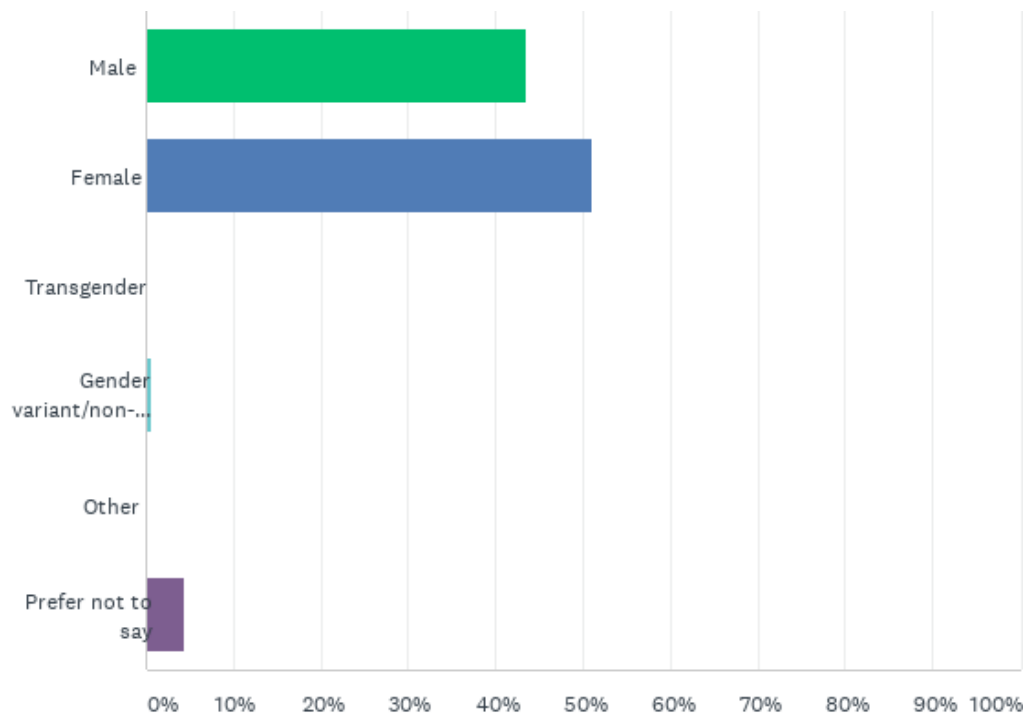
get in the loop (it's all ready, responses to vehicle damage inquiries, would you be in favor of occasional temporary road closures for recreation purposes?

Answered: 2,951 Skipped: 43

ANSWER CHOICES	RESPONSES	
Yes	84.72%	2,500
No	15.28%	451
TOTAL		2,951

Q10: I am:

Answered: 2,977 Skipped: 17



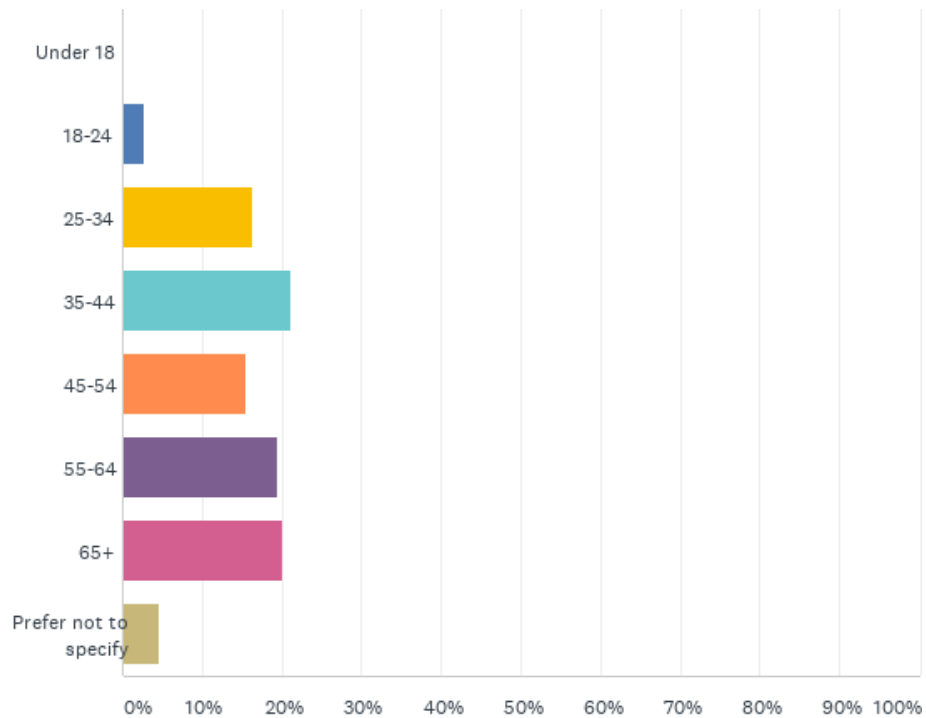
Q10: I am:

Answered: 2,977 Skipped: 17

ANSWER CHOICES	RESPONSES	
Male	43.43%	1,293
Female	51.13%	1,522
Transgender	0.24%	7
Gender variant/non-conforming	0.64%	19
Other	0.13%	4
Prefer not to say	4.43%	132
TOTAL		2,977

Q11: My age is:

Answered: 2,983 Skipped: 11



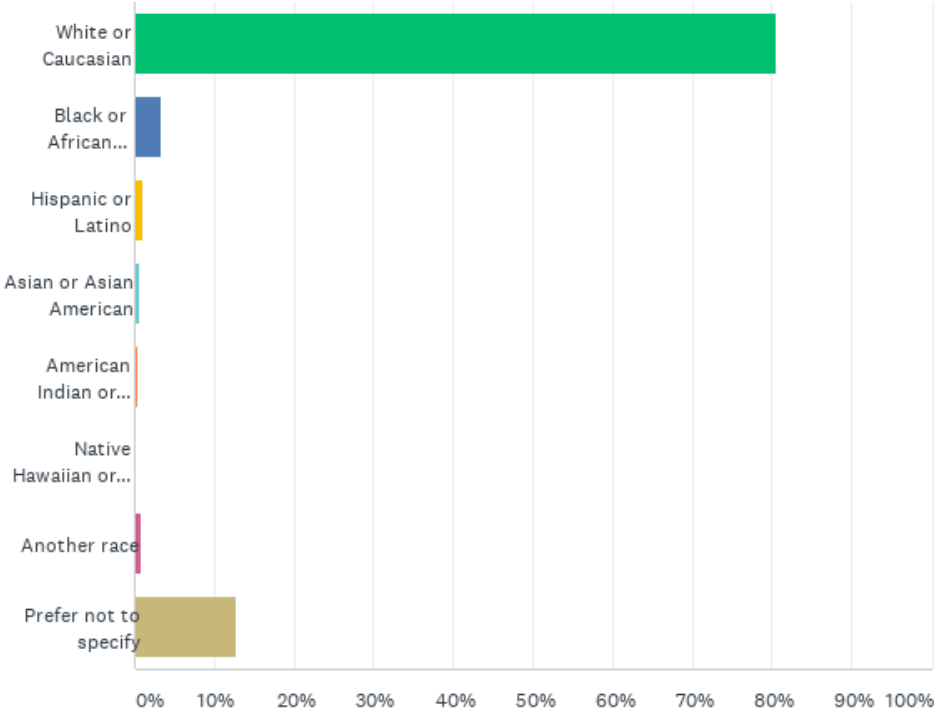
Q11: My age is:

Answered: 2,983 Skipped: 11

ANSWER CHOICES	RESPONSES	
Under 18	0.13%	4
18-24	2.72%	81
25-34	16.29%	486
35-44	21.19%	632
45-54	15.52%	463
55-64	19.44%	580
65+	20.11%	600
Prefer not to specify	4.59%	137
TOTAL		2,983

Q13: My race is:

Answered: 2,960 Skipped: 34



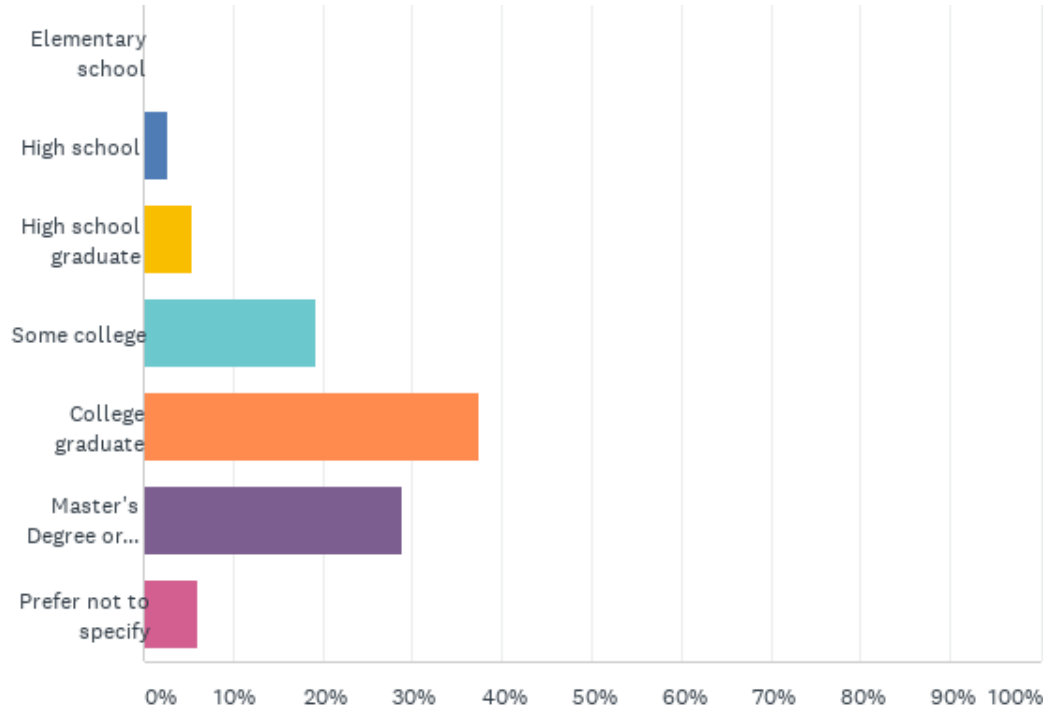
Q13: My race is:

Answered: 2,960 Skipped: 34

ANSWER CHOICES	RESPONSES	
White or Caucasian	80.61%	2,386
Black or African American	3.41%	101
Hispanic or Latino	1.11%	33
Asian or Asian American	0.71%	21
American Indian or Alaska Native	0.41%	12
Native Hawaiian or other Pacific Islander	0.20%	6
Another race	0.81%	24
Prefer not to specify	12.74%	377
TOTAL		2,960

Q14: The highest level of education I have received is:

Answered: 2,966 Skipped: 28



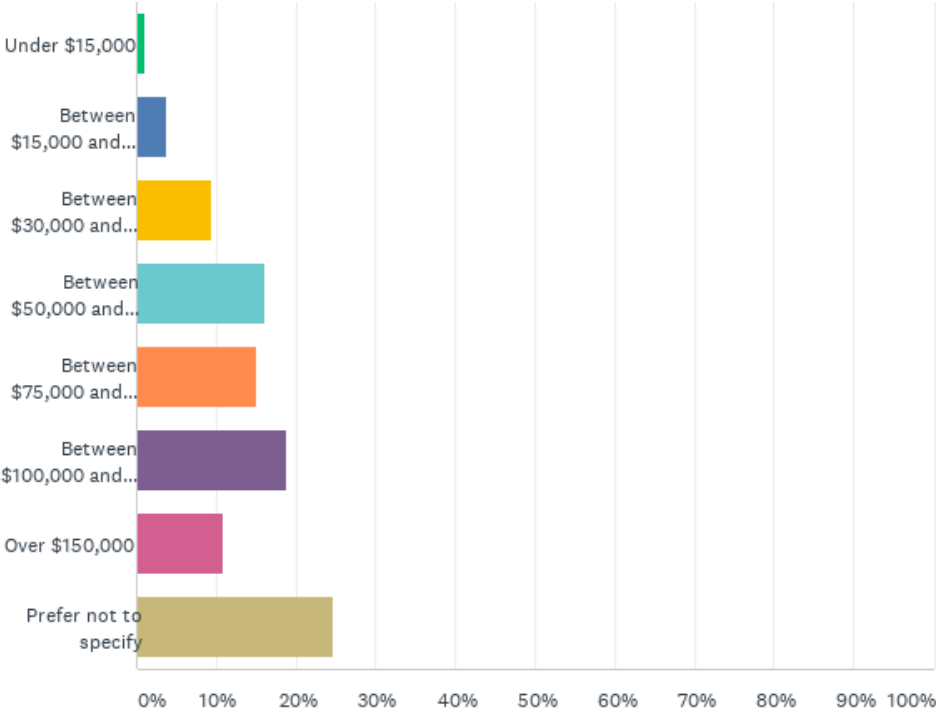
Q14: The highest level of education I have received is:

Answered: 2,966 Skipped: 28

ANSWER CHOICES	RESPONSES	
Elementary school	0.13%	4
High school	2.76%	82
High school graduate	5.43%	161
Some college	19.22%	570
College graduate	37.36%	1,108
Master's Degree or higher	28.93%	858
Prefer not to specify	6.17%	183
TOTAL		2,966

Q15: My household income level is:

Answered: 2,945 Skipped: 49



Q15: My household income level is:

Answered: 2,945 Skipped: 49

ANSWER CHOICES	RESPONSES	
Under \$15,000	1.09%	32
Between \$15,000 and \$29,999	3.77%	111
Between \$30,000 and \$49,999	9.51%	280
Between \$50,000 and \$74,999	16.13%	475
Between \$75,000 and \$99,999	15.11%	445
Between \$100,000 and \$150,000	18.85%	555
Over \$150,000	10.87%	320
Prefer not to specify	24.69%	727
TOTAL		2,945