

Survey - Park Loop Road/Cherokee Park

Tuesday, March 23, 2021

7243

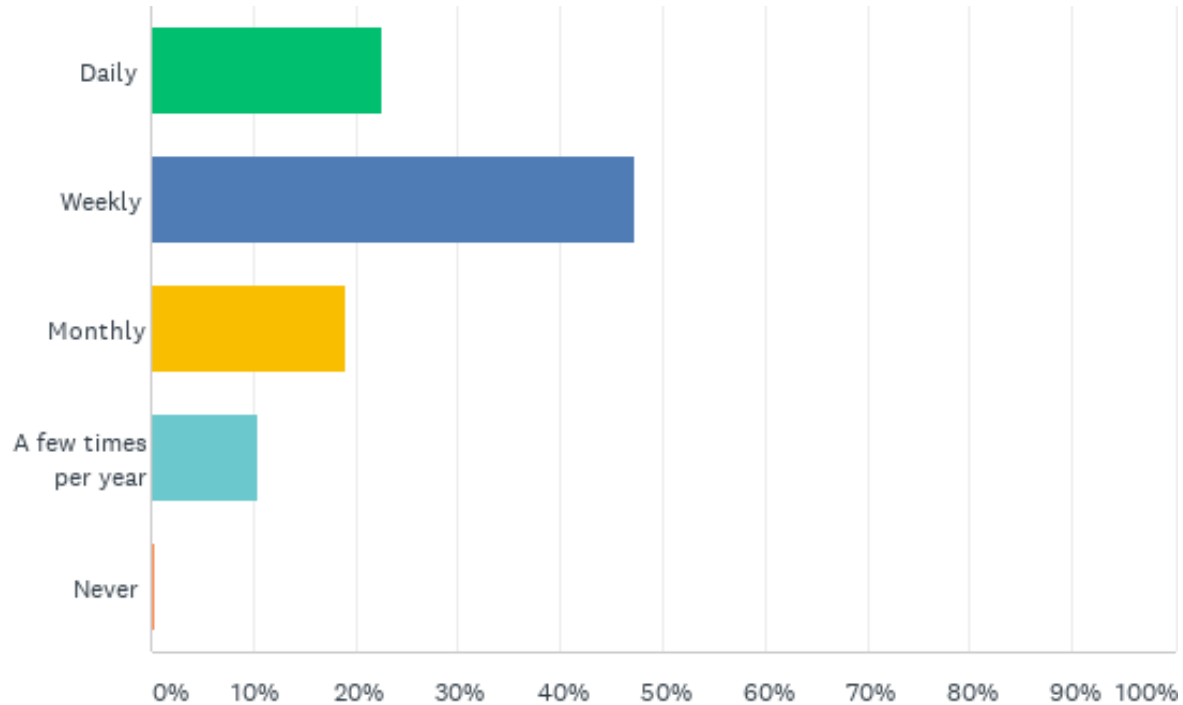
Total Responses

Date Created: Tuesday, March 02, 2021

Complete Responses: 7239

Q1: How often do you use the scenic loop road in Cherokee Park?

Answered: 7,223 Skipped: 20



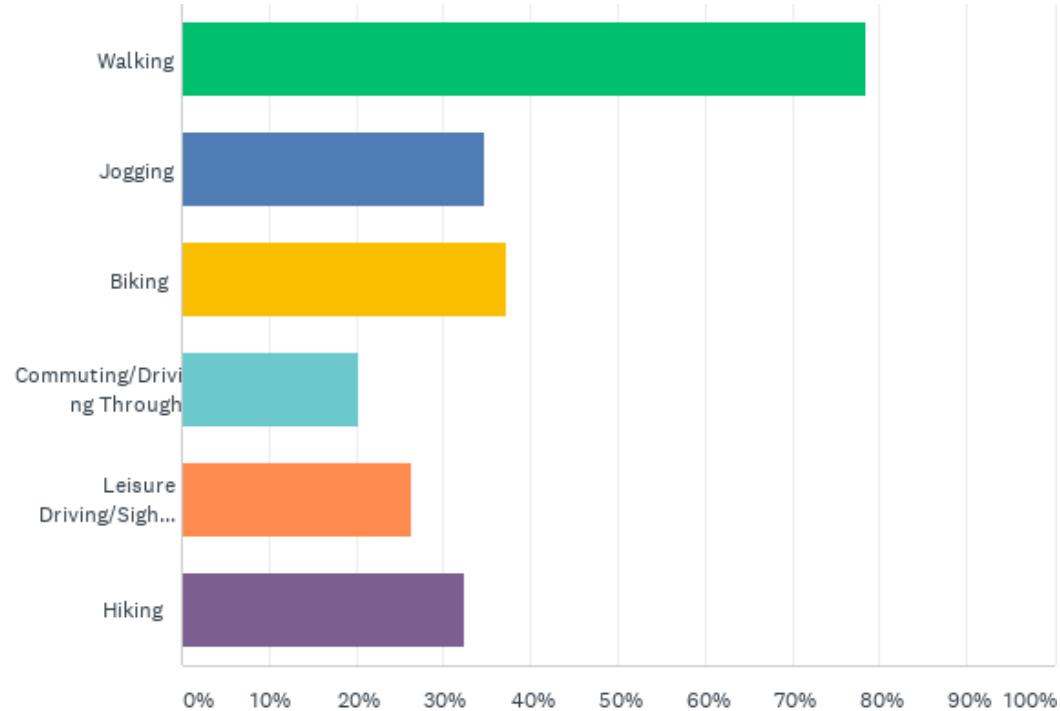
Q1: How often do you use the scenic loop road in Cherokee Park?

Answered: 7,223 Skipped: 20

ANSWER CHOICES	RESPONSES	
Daily	22.66%	1,637
Weekly	47.29%	3,416
Monthly	19.13%	1,382
A few times per year	10.41%	752
Never	0.50%	36
TOTAL		7,223

Q2: How do you use the scenic loop road at Cherokee?

Answered: 7,224 Skipped: 19



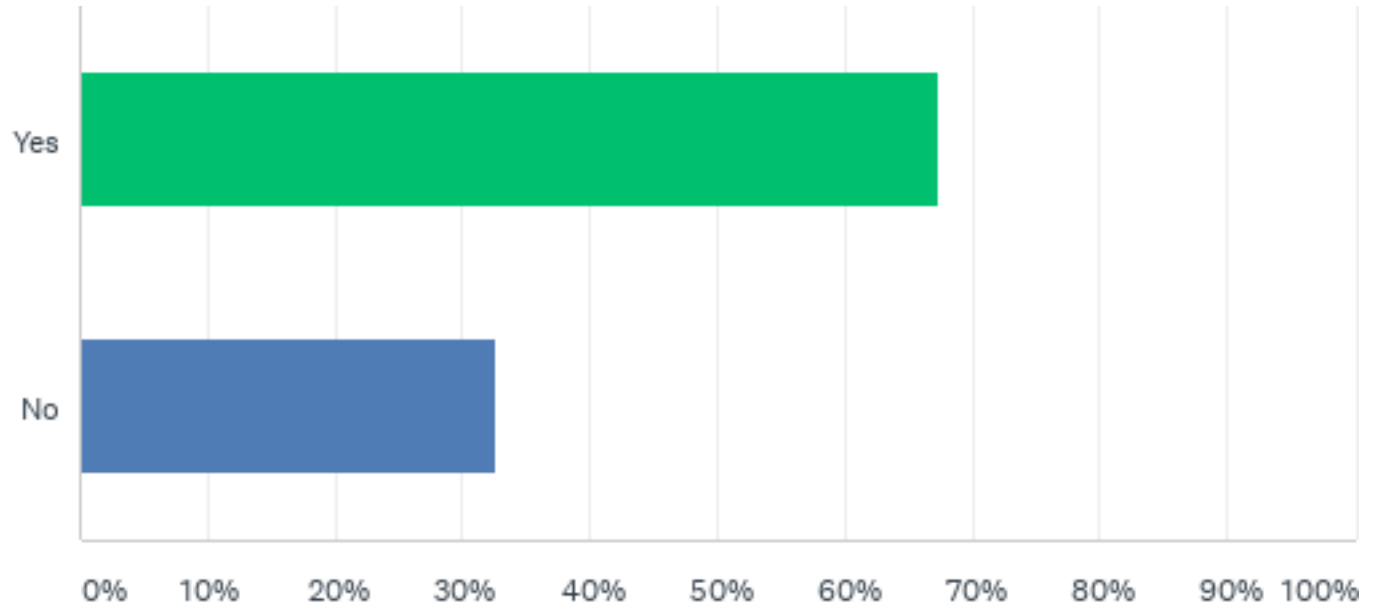
Q2: How do you use the scenic loop road at Cherokee?

Answered: 7,224 Skipped: 19

ANSWER CHOICES	RESPONSES	
Walking	78.45%	5,667
Jogging	34.79%	2,513
Biking	37.15%	2,684
Commuting/Driving Through	20.24%	1,462
Leisure Driving/Sightseeing	26.30%	1,900
Hiking	32.46%	2,345
Total Respondents: 7,224		

Q3: Would you be in favor of a permanent closure of the scenic loop road in Cherokee to vehicle traffic?

Answered: 7,225 Skipped: 18



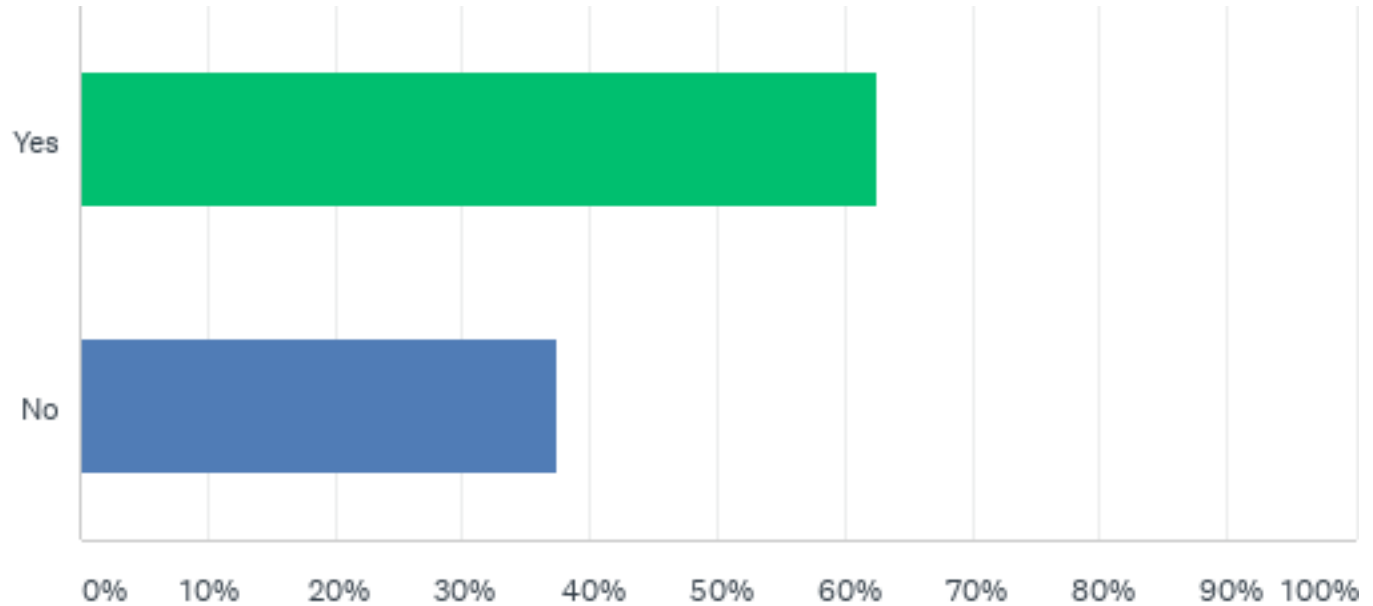
Q3: Would you be in favor of a permanent closure of the scenic loop road in Cherokee to vehicle traffic?

Answered: 7,225 Skipped: 18

ANSWER CHOICES	RESPONSES	
Yes	67.27%	4,860
No	32.73%	2,365
TOTAL		7,225

Q5: Would you support a partial opening of the scenic loop to vehicle traffic for access to amenities at Hogan's Fountain?

Answered: 7,106 Skipped: 137



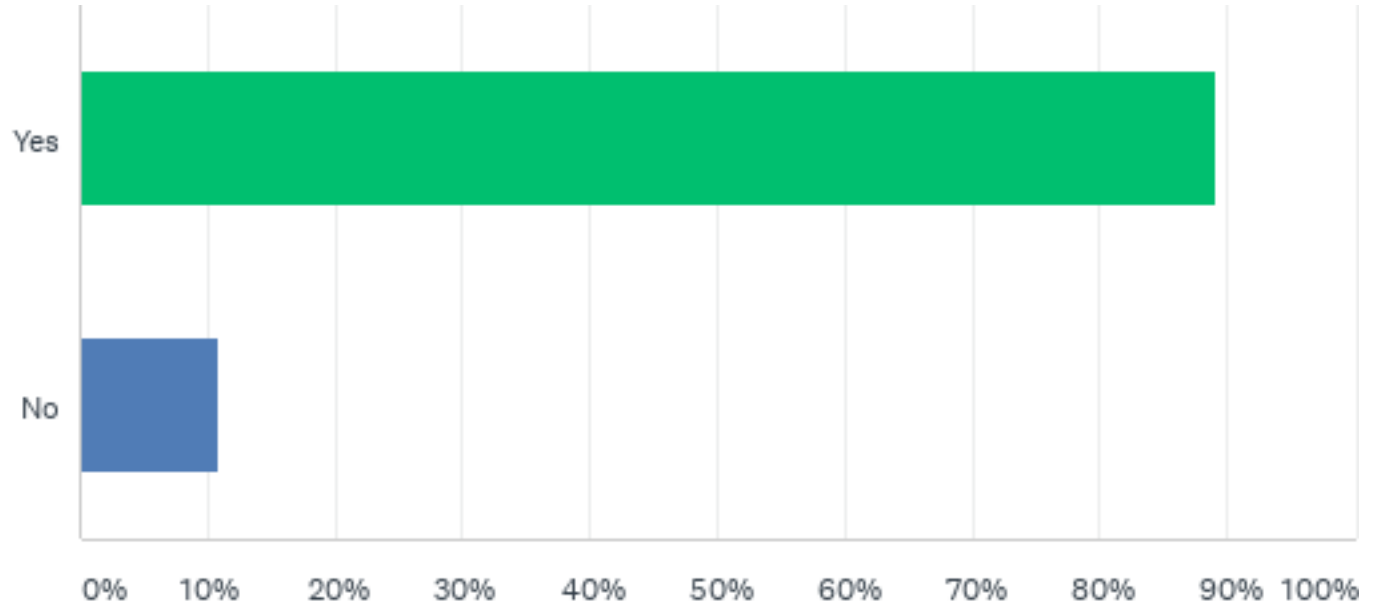
Q5: Would you support a partial opening of the scenic loop to vehicle traffic for access to amenities at Hogan's Fountain?

Answered: 7,106 Skipped: 137

ANSWER CHOICES	RESPONSES	
Yes	62.58%	4,447
No	37.42%	2,659
TOTAL		7,106

you be in favor of occasional temporary road closures for recreation purposes?

Answered: 7,159 Skipped: 84



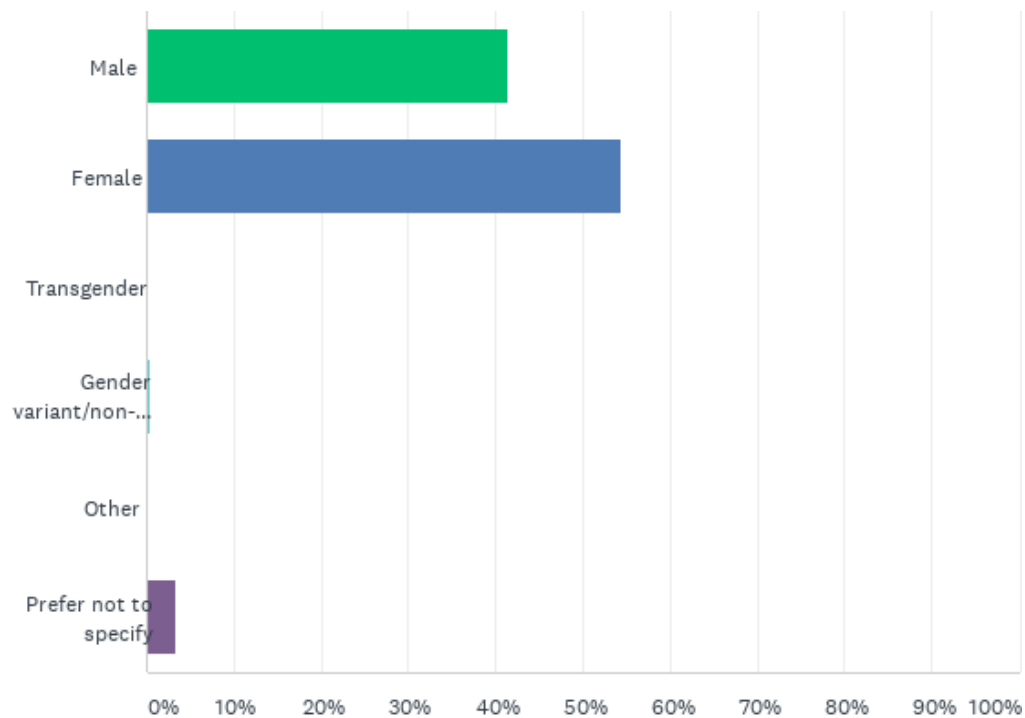
you be in favor of occasional temporary road closures for recreation purposes?

Answered: 7,159 Skipped: 84

ANSWER CHOICES	RESPONSES	
Yes	89.10%	6,379
No	10.90%	780
TOTAL		7,159

Q7: I am:

Answered: 7,218 Skipped: 25



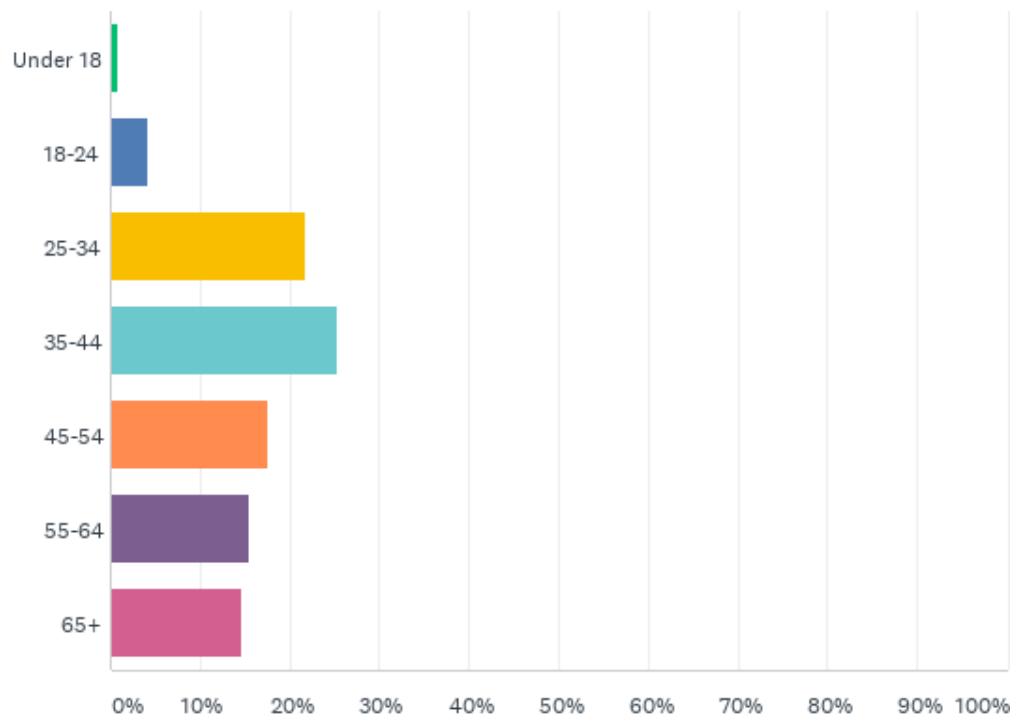
Q7: I am:

Answered: 7,218 Skipped: 25

ANSWER CHOICES	RESPONSES	
Male	41.49%	2,995
Female	54.39%	3,926
Transgender	0.28%	20
Gender variant/non-conforming	0.39%	28
Other	0.15%	11
Prefer not to specify	3.30%	238
TOTAL		7,218

Q8: My age is:

Answered: 7,191 Skipped: 52



Q8: My age is:

Answered: 7,191 Skipped: 52

ANSWER CHOICES	RESPONSES	
Under 18	0.85%	61
18-24	4.26%	306
25-34	21.83%	1,570
35-44	25.27%	1,817
45-54	17.49%	1,258
55-64	15.56%	1,119
65+	14.74%	1,060
TOTAL		7,191