

APCD 2014 Year in Review

Air Pollution Control District
January 21, 2015



APCD Goals

Ensure healthy air for
breathing

Help local businesses meet
air quality standards

NAAQS Update

- **Proposed Ozone Standard**

- The Clean Air Act requires the EPA to periodically review standards for criteria pollutants to be sure that they continue to protect public health and the environment
- The current ozone standard is 75 ppb
- In November, the EPA unveiled a proposed new ozone standard of 65 ppb to 70 ppb, but EPA is taking comment on a 60 ppb standard
- Public comment will be taken until March 17, 2015

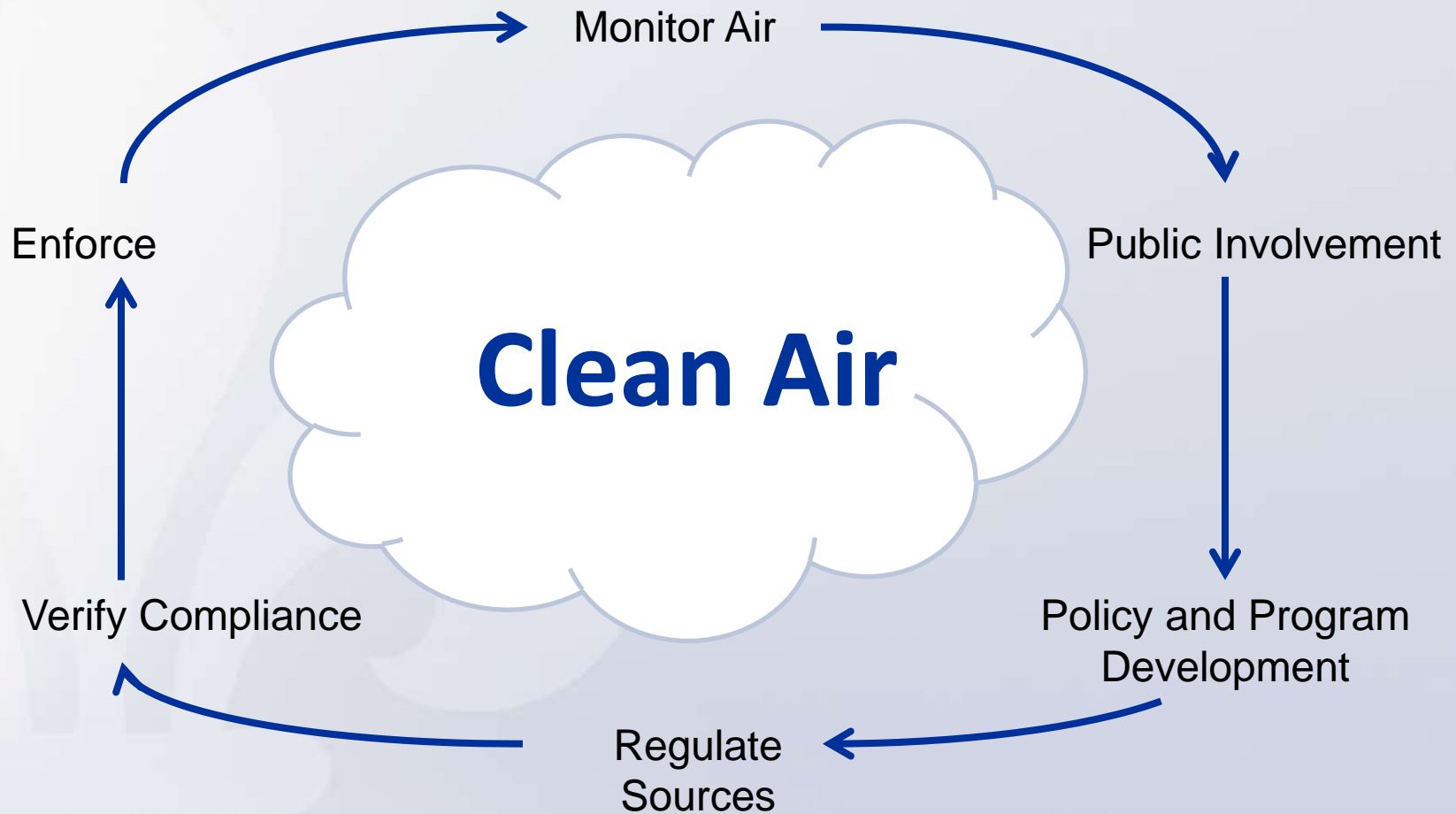
NAAQS Update

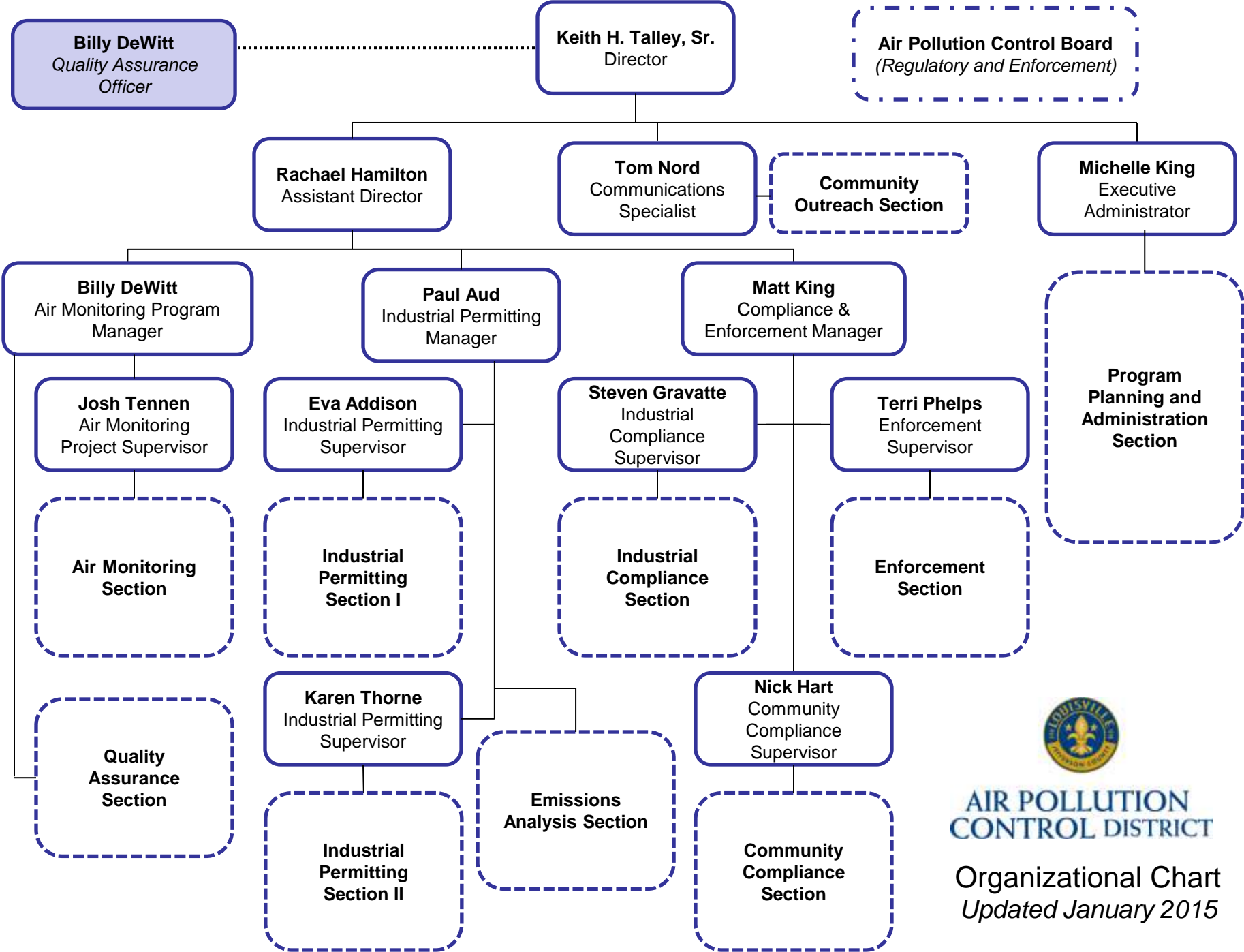
- **New PM_{2.5} Standard Designation**
 - EPA initially recommended designating the Louisville/Jefferson County Combined Statistical Area as nonattainment for the 2012 standard in August 2014
 - EPA also recommended designating the area as unclassifiable in the event that Indiana elects to early certify the 2012 – 2014 air quality data and the Clark County Monitor does not violate the 2012 annual NAAQS
 - On January 15, 2015, EPA designated the area as a moderate nonattainment area

NAAQS Attainment Current Status

Pollutant	Standard	Averaging Time	Attainment Status
Carbon Monoxide	9 ppm	8-hour	Attainment
	35 ppm	1-hour	Attainment
Lead	0.15 $\mu\text{g}/\text{m}^3$	Rolling 3-Mo Average	Attainment
Nitrogen Dioxide	0.053 ppm	Annual Average	Attainment
	0.10 ppm	1-hour	Attainment
Particulate Matter (PM ₁₀)	150 $\mu\text{g}/\text{m}^3$	24-hour	Attainment
Particulate Matter (PM _{2.5})	15.0 $\mu\text{g}/\text{m}^3$	Annual Average	Nonattainment*
	12.0 $\mu\text{g}/\text{m}^3$	Annual Average	Nonattainment*
	35 $\mu\text{g}/\text{m}^3$	24-hour	Attainment
Ozone	0.075 ppm	8-hour	Attainment
Sulfur Dioxide	0.75 ppm	1-hour	Partial Nonattainment
	0.5 ppm	3-hour	Attainment

The Circle of Clean Air





**AIR POLLUTION
CONTROL DISTRICT**

Organizational Chart
Updated January 2015

APCD Update

■ 2014 Highlights

- Agency-wide re-organization
- 12 new hires
- 33 employees in new positions in 2014
 - 54% of agency staff in new positions
- Number of positions pre re-org – 67
- Number of positions post re-org – 61

■ 2015 Goals

- Strategic Plan for agency functions
- Fill open positions
- Training



**AIR POLLUTION
CONTROL DISTRICT**

Air Monitoring

■ 2014 Highlights

- Reorganized to strengthen data validity
 - Established Quality Assurance Section
- Collaborated with EPA and DAQ on audits and training
- Provided expertise to citizen-driven air monitoring initiatives
- Upgraded and networked ambient air monitoring equipment
- Completed development of new Near Road Monitor



Air Monitoring

- **2015 Goals**
 - On-board and train new staff
 - Assess ambient air monitoring network for continuous improvement and functionality
 - Collect and report complete and certifiable data



Emissions Analysis

- **2014 Highlights**

- Continued to meet our requirements to model for transportation conformity analysis
- Updated stakeholders on emissions inventory form updates

- **2015 Goals**

- Continue to build capacity for point source dispersion modeling for policy development and regulatory needs
- Upgrade the hardware to continue to meet requirements for transportation conformity analysis and dispersion modeling
- Enhance APCD's point-source emission inventory data system

Industrial Permitting

- **2014 Highlights**
 - Issued 102 permits:

	Minor Sources	FEDOOP sources	Title V sources	Total
Construction	22	13	25	38
Operating (new)		12	04	16
Operating (renewal)		17	06	45
Operating revision		01	02	03
Total		102		

- Registered 80 companies
- Exempted 41 companies
- Completed first round of implementing new annual fee structure – 98% collection rate to date

Industrial Permitting

- **2015 Goals**
 - Bill non-Title V fees within the first quarter
 - Complete FEDOOP issuance and renewals
 - Continue to evaluate FEDOOPs for STAR applicability
 - Complete Title V renewals (3 currently outside regulatory timeframes)
 - Maintain Title V renewals within regulatory timeframes



Industrial Compliance

- **2014 Highlights**
 - Met Compliance Monitoring Strategy (CMS) commitment to EPA
 - Transitioned from EPA's antiquated compliance database to the modern ICIS-Air system
 - Exceeded EPA's annual Risk Management Plan (RMP) inspection requirement



Industrial Compliance

- **2015 Goals**

- Conduct targeted reviews based on compliance history, pollutants of concern, and staff concerns
- Assist sources with continued transition to proper source category to implement 2013 regulation revisions
- Add additional RMP inspection capacity
- Improve notification when compliance issues are found



Community Compliance

■ 2014 Highlights

- This section was heavily impacted by APCD's re-organization
- Hired a new supervisor and 4 new compliance officers, and as of December 1, 2014, is now fully staffed
- Issued 581 Asbestos Abatement Permits and 106 Gas Vapor Recovery Permits
- Investigated 442 citizen complaints



Community Compliance

■ 2015 Goals

- Cross-train staff to provide flexibility needed to meet ever changing demands
- Clarify asbestos program for easier navigation
- Continue to enhance communication and small business engagement to resolve community complaints
- Improve notification when compliance issues are found



Enforcement

- **2014 Highlights**

- Collected over \$300,000 dollars in penalties
- Corrected compliance issues at 48 sites

Category	NOVs	% of NOV's	Incidents	% of Incidents
Title V	10	21%	22	32%
FEDOOP	19	40%	24	35%
Minor	2	4%	2	3%
Unpermitted facility	10	21%	13	19%
Citizen	7	15%	7	10%
Total	48	100%	68	100%

- **2015 Goals**

- Improve incident-to-NOV issuance process timeframe
- Collaborate with Industrial Permitting and Compliance Sections to develop new strategies to address repetitive non-compliance issues

Program Planning and Administration

■ 2014 Highlights

- Served on Partnership for a Green City Steering Committee & Louisville Metro Tree Advisory Commission
- Partnered with Office of Sustainability on Urban Sustainability Accelerator project in the SoBro neighborhood



■ 2015 Goals

- Continue to pursue opportunities to advance air quality goals through collaboration with other Metro & community-based projects
- Integrate forthcoming Tree Canopy Assessment & Urban Heat Assessment/Mitigation Plan findings into air quality planning

Program Planning and Administration

- **2014 Highlights** – Information & Records Management
 - Revamped industrial permitting and permit compliance monitoring within MIDAS
 - Hired specialized consultant to help improve APCD's use of MIDAS and provide training and other support for MIDAS
 - Completed several large archiving projects for decades of records that had been maintained on site
 - Collaborated with Outreach staff to revamp the District's web pages as part of an upgrade of LouisvilleKy.gov



Program Planning and Administration

- **2015 Goals – Information & Records Management**
 - Make some APCD datasets available through Metro Government's Open Data Portal
 - Participate in enterprise-wide upgrade of MIDAS from Hansen 8.2 to Infor Public Sector 8.3
 - Enhance or replace in-house data and document management systems to support efficient agency workflow
 - Continue to enhance management of agency records with respect to the KDLA records retention schedule, working with Metro Archives where offsite long-term storage is appropriate

Program Planning and Administration

- **2014 Highlights** – Regulatory Development
 - Catalogued over 40 years' of State Implementation Plan (SIP) submittals and developed a comprehensive review of past and current SIP provisions
- **2015 Goals** – Regulatory Development
 - Update NSPS & NESHAP Incorporations by Reference
 - Develop SO₂ nonattainment infrastructure SIP submittal
 - Address Regulation 6.40 – Stage II Vapor Recovery & Control Widespread Use Determination
 - Develop combined Construction/Operating Permits for Title V and FEDOOP sources

Program Planning and Administration

- **2014 Highlights** – Land Use and Transportation
 - Reviewed 300+ development applications, a 13% increase over 2013
 - Chaired Regional Mobility Council & served on the Louisville Sustainability Council's Transportation Action Team (LSC TAT)
- **2015 Goals** – Land Use and Transportation
 - Continue to provide timely development reviews in light of continued development sector growth
 - Participate in LSC TAT project to analyze downtown commute patterns & transportation alternatives



Program Planning and Administration

- **2014 Highlights – LCCA & GMMML**
 - Issued 466 rebates, worth \$24,265, keeping 51,173 pounds of criteria pollutants out of the air
 - GMMML Facebook page hit 1,030 “Likes”
- **2015 Goals – LCCA & GMMML**
 - Increase LCCA advertising in order to increase number of rebates on 2015
 - Develop GMMML partnerships with schools, businesses, and other institutions
 - Increase LCCA and GMMML presence at public outreach events




Outreach and Education

■ 2014 Highlights

- Kentuckiana Air Education (KAIRE) was awarded the EPA's Clean Air Excellence Award for the Idle Free Louisville campaign
- Worked with Metro TV to produce "Help the Air with KAIRE," a video in which real Louisvillians talk of the need for clean, safe air
- Teamed with the APCD's IT staff to revamp the District's multitude of web pages as part of an overhaul of Louisvilleky.gov
- KAIRE promoted clean air at events like the Mayor's Healthy Hometown Hike, Bike, & Paddle; Healthy Hoops Kentuckiana; Cyclouviva; WFPK's Live Lunch; and Bike to Work Day

Outreach and Education

- **2015 Goals**
 - Continue to increase participation in Idle Free Schools and Idle Free Business campaign.
 - Secure more grant funding for KAIRE.
 - Continue to increase social media engagement.



Outreach and Education



We've Come A Long Way



Fourth Street in 1943



Fourth Street in 2005